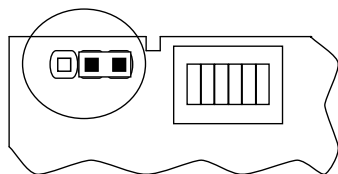
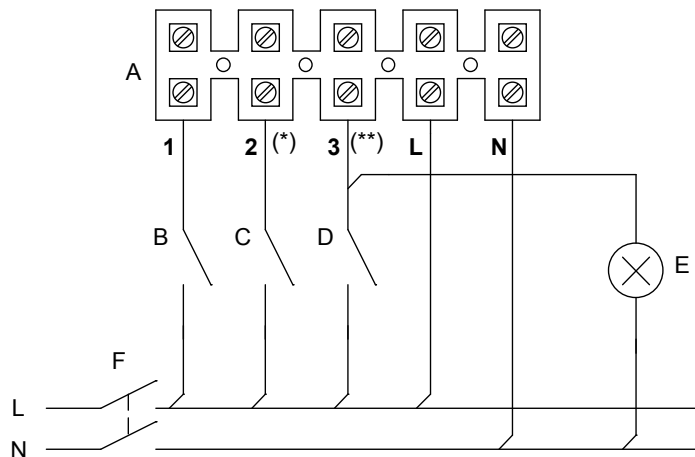


NORMAL MODE

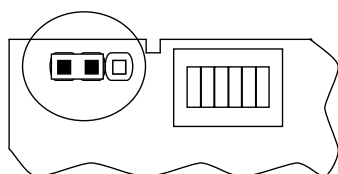


Electronic board

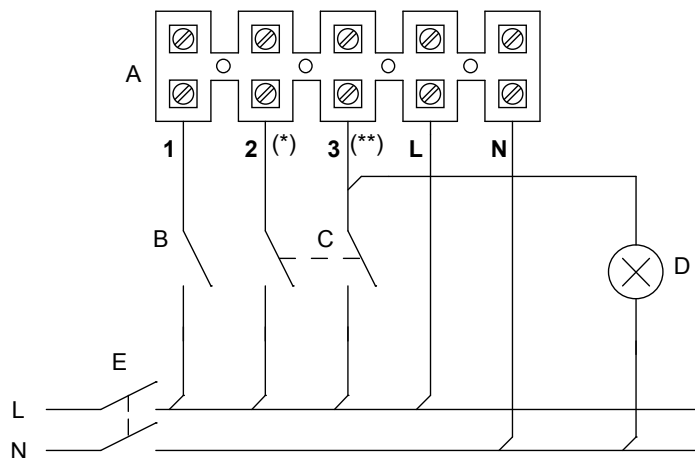


- A Main terminal block
- B disable switch
- C 60m3/h switch
- D 100m3/h switch
- E Room light
- F Main bipolar switch

COMFORT MODE



Electronic board



- A Main terminal block
- B disable switch
- C 60m3/h - 100m3/h double pole switch
- D Room light
- E Main bipolar switch

(*) Presence of voltage. Connect room light only by means of two-pole switch.

(**) Timed input



Prima emiss. **28/11/2015** Emiss. attuale **28/11/2015** Dis. **RS/UT**

DESCRIZIONE 11.535 VORT QUADRO EVO 100/60 LL TP

NINFO n. 1051/15

Questo DISEGNO annulla e sostituisce tutti quelli precedentemente emessi

DISEGNO n.	E960414A
CODICE n.	9.993.000.414