

Technical Data Sheet

CODE 15134

RF-EU T100 6P

Centrifugal roof fans with horizontal discharge



Certifications

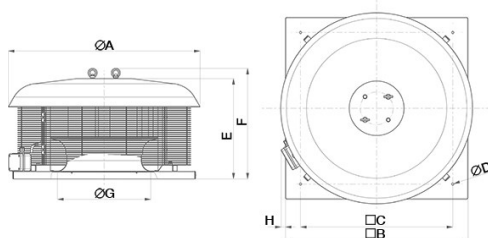
CE CE

EAC EAC

TECHNICAL AND PERFORMANCE DATA

Absorbed Current max (A)	3,40	Number of Poles	6
Absorbed Power max (W)	1385	Voltage (V)	400
Frequency (Hz)	50	Weight (Kg)	64,7
Insulation Class	I°	Delivery max (l/s)	3611
IP	24	Delivery max (m³/h)	13000
Max ambient temperature for continuous operation (°C)	60	Pressure max (mmH2O)	33,5
Min ambient temperature for continuous operation (°C)	-15	Pressure max (Pa)	329
Motor IP protection	54	RPM	920
Nominal Diameter (mm)	450	Sound power level Lw [dB(A)]	72
Number of Phases (Ph)	3	Sound pressure level Lp in free field [dB(A)] 3 m	51

DIMENSIONS



Size A (mm)	945
Size B (mm)	900
Size C (mm)	750
Size D (mm)	11
Size E (mm)	493
Size F (mm)	544
Size G (mm)	553
Size H (mm)	21

PER INFORMAZIONI:

Servizio al Cliente: tel +39 02 90699395 premendo 1 dopo messaggio registrato (consulenza su prodotti e impianti)

Pre & Post Vendita: fax +39 02 90699302

Email prevendita: prevendita@vortice-italy.com

Technical Data Sheet

CODE 15134

RF-EU T100 6P

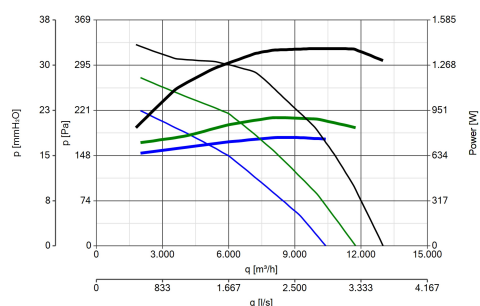
Centrifugal roof fans with horizontal discharge



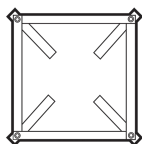
DESCRIPTION

- Pressed steel motor cover: pickled and phosphated surface, polyester powder coated and oven baked finish, colour grey, with hammered texture.
- Base: pickled and phosphated surface, polyester powder coated and oven baked finish with hammered texture, colour grey; inlet port: zinc-coated pressed steel.
- Three phase AC motor of external rotor type with thermal overload cutout and shaft turning in ball bearings, insulation class F, coupled to a centrifugal impeller with self-cleaning backward curved blades.
- Electrical connection by way of wiring box with thermoplastic cable gland.
- Galvanized steel eye lugs for transport and lifting/handling operations.
- Accident prevention and anti-bird grilles, consisting of electrically welded steel rings with epoxy powder coated finish, colour black.
- Steel safety wire for anchoring appliances once installed.
- Continuity of earth connection guaranteed by dedicated binding posts.
- Vortice speed controller.

CURVES



ACCESSORIES



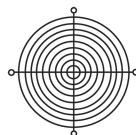
**TR-CU 70/100
(CONTROTELAIO
DI BASE U)**

Code 22539



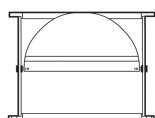
**TR-B
100/150/180/210
6-8P (BOCCA
ASPIR.)**

Code 22509



**TR-G
100/150/180/210
6-8P (GRIGLI
APROT.)**

Code 22507



**TR-S
100/150/180/210
6-**



IRT 40
Code 12927

PER INFORMAZIONI:

Servizio al Cliente: tel +39 02 90699395 premendo 1 dopo messaggio registrato (consulenza su prodotti e impianti)

Pre & Post Vendita: fax +39 02 90699302

Email prevendita: prevendita@vortice-italy.com

