

# Technical Data Sheet

CODE 15136

## RF-EU T150 6P

Centrifugal roof fans with horizontal discharge



### Certifications

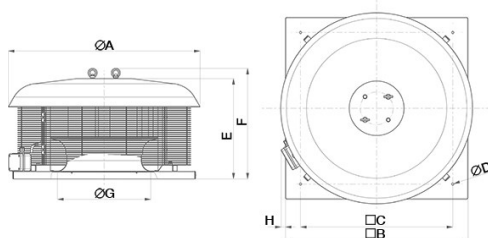
CE CE

EAC EAC

### TECHNICAL AND PERFORMANCE DATA

Absorbed Current max (A)	5,75	Number of Poles	6
Absorbed Power max (W)	3765	Voltage (V)	400
Frequency (Hz)	50	Weight (Kg)	81
Insulation Class	I°	Delivery max (l/s)	4722
IP	24	Delivery max (m³/h)	17000
Max ambient temperature for continuous operation (°C)	60	Pressure max (mmH2O)	111
Min ambient temperature for continuous operation (°C)	-15	Pressure max (Pa)	1090
Motor IP protection	54	RPM	1340
Nominal Diameter (mm)	500	Sound power level Lw [dB(A)]	85
Number of Phases (Ph)	3	Sound pressure level Lp in free field [dB(A)] 3 m	64

### DIMENSIONS



Size A (mm)	945
Size B (mm)	900
Size C (mm)	750
Size D (mm)	11
Size E (mm)	501
Size F (mm)	552
Size G (mm)	496
Size H (mm)	37

#### PER INFORMAZIONI:

Servizio al Cliente: tel +39 02 90699395 premendo 1 dopo messaggio registrato (consulenza su prodotti e impianti)

Pre & Post Vendita: fax +39 02 90699302

Email prevendita: prevendita@vortice-italy.com

# Technical Data Sheet

CODE 15136

## RF-EU T150 6P

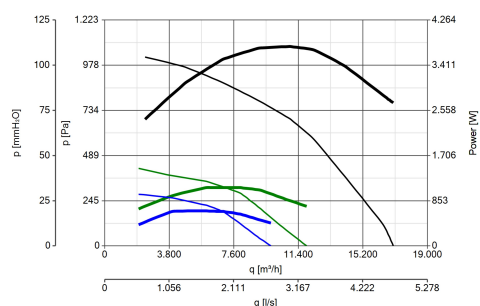
Centrifugal roof fans with horizontal discharge



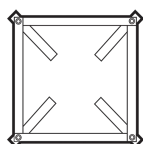
### DESCRIPTION

- Pressed steel motor cover: pickled and phosphated surface, polyester powder coated and oven baked finish, colour grey, with hammered texture.
- Base: pickled and phosphated surface, polyester powder coated and oven baked finish with hammered texture, colour grey; inlet port: zinc-coated pressed steel.
- Three phase EC motor of external rotor type with thermal overload cutout and shaft turning in ball bearings, insulation class F, coupled to a centrifugal impeller with self-cleaning backward curved blades.
- Electrical connection by way of wiring box with thermoplastic cable gland.
- Galvanized steel eye lugs for transport and lifting/handling operations.
- Accident prevention and anti-bird grilles, consisting of electrically welded steel rings with epoxy powder coated finish, colour black.
- Steel safety wire for anchoring appliances once installed.
- Continuity of earth connection guaranteed by dedicated binding posts.
- Vortice speed controller.

### CURVES



### ACCESSORIES



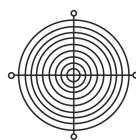
**TR-CU 70/100  
(CONTROTELAIO  
DI BASE U)**

Code 22539



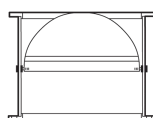
**TR-B  
100/150/180/210  
6-8P (BOCCA  
ASPIR.)**

Code 22509



**TR-G  
100/150/180/210  
6-8P (GRIGLI  
APROT.)**

Code 22507



**TR-S  
100/150/180/210  
6-**



**POT**  
Code 12828

### PER INFORMAZIONI:

Servizio al Cliente: tel +39 02 90699395 premendo 1 dopo messaggio registrato (consulenza su prodotti e impianti)

Pre & Post Vendita: fax +39 02 90699302

Email prevendita: prevendita@vortice-italy.com

