

Technical Data Sheet

CODE 15079

TORRETTA TRT 210 E 6P

Centrifugal roof fans with horizontal discharge



Certifications

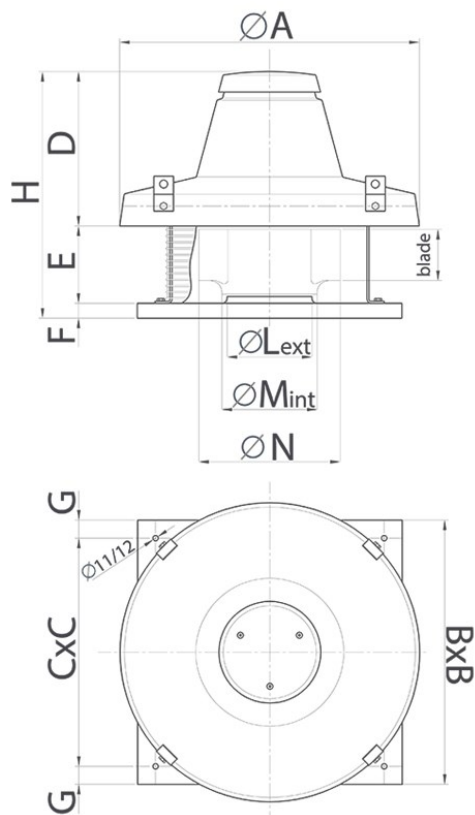
CE CE

EAC EAC

TECHNICAL AND PERFORMANCE DATA

Absorbed Current max (A)	6,40	Number of Poles	6
Absorbed Power max (W)	3400	Voltage (V)	400
Frequency (Hz)	50	Weight (Kg)	180
Insulation Class	I°	Delivery max (l/s)	5000
Max ambient temperature for continuous operation (°C)	70	Delivery max (m³/h)	18000
Motor IP protection	55	Pressure max (mmH2O)	79
Nominal Diameter (mm)	550	Pressure max (Pa)	775
Number of Phases (Ph)	3	RPM	980
		Sound Pressure level Lp [dB (A)] 3m	84

DIMENSIONS



Size A (mm)	1165
Size B (mm)	980
Size C (mm)	900
Size D (mm)	605
Size E (mm)	383
Size F (mm)	38
Size G (mm)	40
Size H (mm)	1026
Size L (mm)	Ø
	520
Size M (mm)	Ø
	529
Size N (mm)	Ø
	805

PER INFORMAZIONI:

Servizio al Cliente: tel +39 02 90699395 premendo 1 dopo messaggio registrato (consulenza su prodotti e impianti)

Pre & Post Vendita: fax +39 02 90699302

Email prevendita: prevendita@vortice-italy.com

Technical Data Sheet

CODE 15079

TORRETTA TRT 210 E 6P

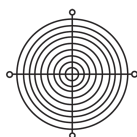
Centrifugal roof fans with horizontal discharge



DESCRIPTION

- Base manufactured from phosphated pressed steel, epoxy powder coated with hammered effect finish, guaranteeing long-term resistance to atmospheric agents.
- Aerodynamically contoured inlet port for optimum performance, fashioned as a single unit with the base and gauged to optimize air flow.
- Pressed steel motor cover: pickled and phosphated surface, polyester powder coated and oven baked finish, colour grey, with hammered texture.
- Accident prevention and anti-bird grilles (to UNI ISO 13857 standard), consisting of electrically welded steel rings with epoxy powder coated finish, colour black.
- Centrifugal impeller with self-cleaning backward curved steel blades, hot-dip galvanized and dynamically balanced (UNI ISO 1940, Point 1 – Class 6.3), and splined aluminium hub.
- 1 speed three phase AC motor, insulation class H, with shaft turning in double shielded ball bearings.
- Maximum airflow: 18000 m³/h
- Motor and fan designed for operation in ambient temperatures higher than 65 °C.
- Cooling fan for better dissipation of heat
- Galvanized steel eye lugs for transport and lifting/handling operations.
- Cable guaranteeing continuity of earth connection.
- Steel safety wire for anchoring the appliance once installed.
- Vortice speed controller.

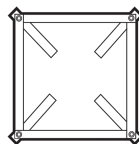
ACCESSORIES



TR-G
100/150/180/210
6-8P(GRIGLI
APROT.)
Code 22507



TR-B
100/150/180/210
6-8P (BOCC.
ASPIR.)
Code 22509



TR-CU
100/150/180/210
6-
8P(CONTROT.BASE)
Code 22540



IRET INVERTER
8 M
Code 12821

PER INFORMAZIONI:

Servizio al Cliente: tel +39 02 90699395 premendo 1 dopo messaggio registrato (consulenza su prodotti e impianti)

Pre & Post Vendita: fax +39 02 90699302

Email prevendita: prevendita@vortice-italy.com