


Technical Data Sheet

CODE 40903

E 404 M

Low-pressure plate axial fans



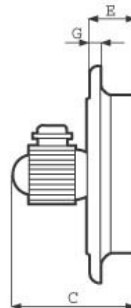
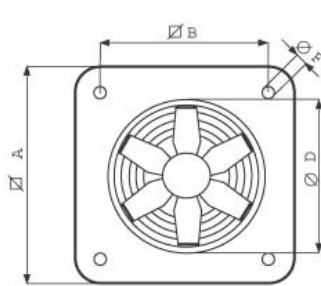
Certifications



TECHNICAL AND PERFORMANCE DATA

Absorbed Current at 220 V (A)	0,90	Motor IP protection	44
Absorbed Current at 240 V (A)	0,95	Nominal Diameter (mm)	400
Absorbed Current max (A)	0,95	Number of Poles	4
Absorbed Power at 220 V (W)	190	Voltage (V)	220-240
Absorbed Power at 240 V (W)	200	Weight (Kg)	5
Absorbed Power max (W)	200	Delivery max (l/s)	875
Frequency (Hz)	50	Delivery max (m ³ /h)	3150
Insulation Class	I°	Pressure max (mmH ₂ O)	12
Max ambient temperature for continuous operation (°C)	70	Pressure max (Pa)	118
Max Temperature of Exhaust Air (Continuous Operation)	70	RPM	1400
		Sound Pressure level Lp [dB (A)] 3m	57

DIMENSIONS



Diametro Ø (mm)	400
Size A (mm)	510
Size B (mm)	430
Size C (mm)	274
Size D (mm)	Ø
	410
Size D3 (mm)	Ø
	400
Size E (mm)	90
Size F (mm)	12
Size G (mm)	15

PER INFORMAZIONI:

Servizio al Cliente: tel +39 02 90699395 premendo 1 dopo messaggio registrato (consulenza su prodotti e impianti)

Pre & Post Vendita: fax +39 02 90699302

Email prevendita: prevendita@vortice-italy.com

Technical Data Sheet

CODE 40903

E 404 M

Low-pressure plate axial fans



DESCRIPTION

- Nominal diameter 400 mm
- Wall-mounting panel manufactured from phosphated pressed steel, polyester powder coated with hammered effect finish, guaranteeing long-term resistance to atmospheric agents.
- Ventilation port fashioned in one piece with the panel and gauged to optimize air flow.
- Protective grille (in accordance with UNI ISO 13857 standard) combining the function of motor bracket, made of electrically welded steel with epoxy paint finish, colour black. Easy removal simplifies maintenance and cleaning of the fan.
- 1 speed asynchronous single phase AC motor with shaft turning in double shielded ball bearings, insulation class F.
- Maximum air flow: 3,150 m³/h.
- Impeller with 6 wing profile blades keyed to a diecast aluminium hub and dynamically balanced (UNI ISO 1940 – Balancing class 6.3), optimized to deliver maximum performance and low noise levels, moulded from filled polypropylene for superior dimensional stability and resistance to atmospheric agents.
- Vortice speed controller.

ACCESSORIES



IRM 30

Code 12921



IREM 3 CD

99250080

Code 12931



IREM 5 CD

99250081

Code 12932



IREM 9 CD

99250082

Code 12933



PGR 400 (PERSIANA GRAVITA')

Code 50450



TRA 400 (TELAIO CON RETE ANTINF.)

Code 51450



DPU 400 (DISTANZIATORE)

Code 52451



IREM INVERTER

4 M

Code 12815

PER INFORMAZIONI:

Servizio al Cliente: tel +39 02 90699395 premendo 1 dopo messaggio registrato (consulenza su prodotti e impianti)

Pre & Post Vendita: fax +39 02 90699302

Email prevendita: prevendita@vortice-italy.com