

Technical Data Sheet

CODE 15555

TORRETTA TRT 50 E 4P

Centrifugal roof fans with horizontal discharge



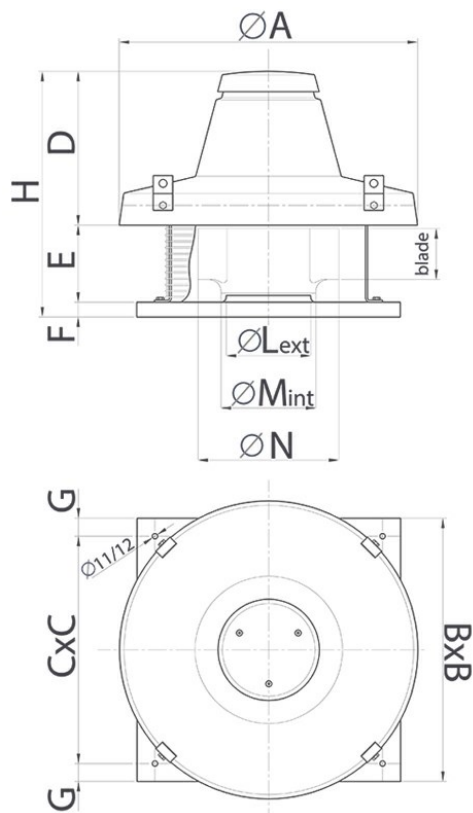
Certifications



TECHNICAL AND PERFORMANCE DATA

Absorbed Current max (A)	1,45	Number of Poles	4
Absorbed Power max (W)	800	Voltage (V)	400
Frequency (Hz)	50	Weight (Kg)	28
Insulation Class	I°	Delivery max (l/s)	1361
Max ambient temperature for continuous operation (°C)	90	Delivery max (m³/h)	4900
Motor IP protection	55	Pressure max (mmH2O)	61
Nominal Diameter (mm)	300	Pressure max (Pa)	598
Number of Phases (Ph)	3	RPM	1400
		Sound Pressure level Lp [dB (A)] 3m	72,5

DIMENSIONS



Size A (mm)	780
Size B (mm)	550
Size C (mm)	500
Size D (mm)	398
Size E (mm)	173
Size F (mm)	38
Size G (mm)	25
Size H (mm)	609
Size L (mm)	Ø 278
Size M (mm)	Ø
	298
Size N (mm)	Ø
	454

PER INFORMAZIONI:

Servizio al Cliente: tel +39 02 90699395 premendo 1 dopo messaggio registrato (consulenza su prodotti e impianti)

Pre & Post Vendita: fax +39 02 90699302

Email prevendita: prevendita@vortice-italy.com

Technical Data Sheet

CODE 15555

TORRETTA TRT 50 E 4P

Centrifugal roof fans with horizontal discharge



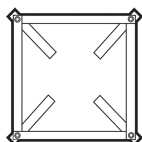
DESCRIPTION

- Base manufactured from phosphated pressed steel, epoxy powder coated with hammered effect finish, guaranteeing long-term resistance to atmospheric agents.
- Aerodynamically contoured inlet port for optimum performance, fashioned as a single unit with the base and gauged to optimize air flow.
- Pressed steel motor cover: pickled and phosphated surface, polyester powder coated and oven baked finish, colour grey, with hammered texture.
- Accident prevention and anti-bird grilles (to UNI ISO 13857 standard), consisting of electrically welded steel rings with epoxy powder coated finish, colour black.
- Centrifugal impeller with self-cleaning backward curved aluminium blades, dynamically balanced (UNI ISO 1940, Point 1 – Class 6.3), and splined aluminium hub.
- 1 speed single phase AC motor, insulation class F, with shaft turning in double shielded ball bearings.
- Maximum airflow: 4900 m³/h
- Motor and fan designed for operation in ambient temperatures higher than 65 °C.
- Cooling fan for better dissipation of heat
- Galvanized steel eye lugs for transport and lifting/handling operations.
- Cable guaranteeing continuity of earth connection.
- Steel safety wire for anchoring the appliance once installed.
- Vortice speed controller.

ACCESSORIES



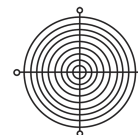
IRT 35
Code 12924



TR-CU 20/30/50
(CONTROTELAIO
DI BASE U)
Code 22512



TR-B 20/30/50
(BOCCAGLIO
ASPIRAZIONE)
Code 22610



TR-G 20/30/50
(GRIGLIA DI
PROTEZIONE)
Code 22710

PER INFORMAZIONI:

Servizio al Cliente: tel +39 02 90699395 premendo 1 dopo messaggio registrato (consulenza su prodotti e impianti)
Pre & Post Vendita: fax +39 02 90699302
Email prevendita: prevendita@vortice-italy.com