

Technical Data Sheet

CODE 15185

TORRETTA TRT 30 E-V 4P

Centrifugal roof fans with vertical discharge



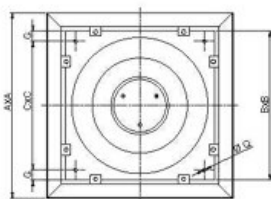
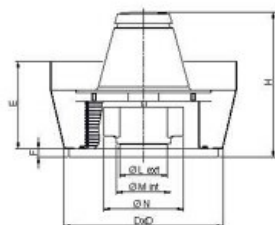
Certifications



TECHNICAL AND PERFORMANCE DATA

Absorbed Current max (A)	0,75	Number of Poles	4
Absorbed Power max (W)	400	Voltage (V)	400
Frequency (Hz)	50	Weight (Kg)	45
Insulation Class	I°	Delivery max (l/s)	889
Max ambient temperature for continuous operation (°C)	90	Delivery max (m³/h)	3200
Motor IP protection	55	Pressure max (mmH2O)	46
Nominal Diameter (mm)	250	Pressure max (Pa)	451
Number of Phases (Ph)	3	RPM	1400
		Sound Pressure level Lp [dB (A)] 3m	67

DIMENSIONS



Size A (mm)	907
Size B (mm)	550
Size C (mm)	500
Size D (mm)	580
Size E (mm)	432
Size F (mm)	38
Size G (mm)	25
Size H (mm)	604
Size L (mm)	244

PER INFORMAZIONI:

Servizio al Cliente: tel +39 02 90699395 premendo 1 dopo messaggio registrato (consulenza su prodotti e impianti)

Pre & Post Vendita: fax +39 02 90699302

Email prevendita: prevendita@vortice-italy.com

Technical Data Sheet

CODE 15185

TORRETTA TRT 30 E-V 4P

Centrifugal roof fans with vertical discharge



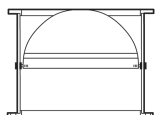
DESCRIPTION

- Base manufactured from phosphated pressed steel, epoxy powder coated with hammered effect finish, guaranteeing long-term resistance to atmospheric agents.
- Aerodynamically contoured inlet port for optimum performance, fashioned as a single unit with the base and gauged to optimize air flow.
- Pressed steel motor cover: pickled and phosphated surface, polyester powder coated and oven baked finish, colour grey, with hammered texture.
- Pressed steel side baffles angled to exhaust extracted air upwards: zinc-coated, pickled and phosphated surface, polyester powder coated and oven baked finish, colour grey, with hammered texture.
- Accident prevention and anti-bird grilles (to UNI ISO 13857 standard), consisting of electrically welded steel rings with epoxy powder coated finish, colour black.
- Centrifugal aluminium impeller with self-cleaning backward curved blades, dynamically balanced (UNI ISO 1940, Point 1 – Class 6.3), and splined aluminium hub.
- 1 speed three-phase AC motor, size to UNEL MEC standard, flange B5, with shaft turning in double shielded ball bearings, insulation class F.
- Cooling fan for better dissipation of heat
- Galvanized steel eye lugs for transport and lifting/handling operations.
- Cable guaranteeing continuity of earth connection.
- Steel safety wire for anchoring appliances once installed.
- Vortice speed controller.

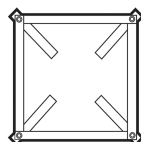
ACCESSORIES



IRT 35
Code 12924



TR-S 20/30/50
(SERRANDA A GRAVITA')
Code 22510



TR-CU 20/30/50
(CONTROTELAIO DI BASE U)
Code 22512



TR-B 20/30/50
(BOCCAGLIO ASPIRAZIONE)
Code 22610

PER INFORMAZIONI:

Servizio al Cliente: tel +39 02 90699395 premendo 1 dopo messaggio registrato (consulenza su prodotti e impianti)
Pre & Post Vendita: fax +39 02 90699302
Email prevendita: prevendita@vortice-italy.com