

Technical Data Sheet

CODE 15132

RF-EU T70 6P

Centrifugal roof fans with horizontal discharge



Certifications



TECHNICAL AND PERFORMANCE DATA

Absorbed Current max (A)	1,57	Number of Poles	6
Absorbed Power max (W)	712	Voltage (V)	400
Frequency (Hz)	50	Weight (Kg)	57
Insulation Class	I°	Delivery max (l/s)	2250
IP	24	Delivery max (m³/h)	8100
Max ambient temperature for continuous operation (°C)	60	Pressure max (mmH2O)	40,7
Min ambient temperature for continuous operation (°C)	-15	Pressure max (Pa)	399
Motor IP protection	54	RPM	900
Nominal Diameter (mm)	400	Sound power level Lw [dB(A)]	64,3
Number of Phases (Ph)	3	Sound pressure level Lp in free field [dB(A)] 3 m	43,8

DIMENSIONS

Size A (mm)	945
Size B (mm)	900
Size C (mm)	750
Size D (mm)	11
Size E (mm)	497
Size F (mm)	548
Size G (mm)	460
Size H (mm)	21

PER INFORMAZIONI:

Servizio al Cliente: tel +39 02 90699395 premendo 1 dopo messaggio registrato (consulenza su prodotti e impianti)

Pre & Post Vendita: fax +39 02 90699302

Email prevendita: prevendita@vortice-italy.com

Technical Data Sheet

CODE 15132

RF-EU T70 6P

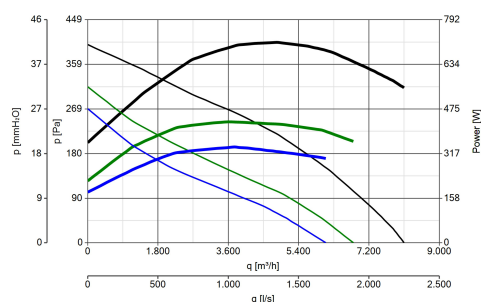
Centrifugal roof fans with horizontal discharge



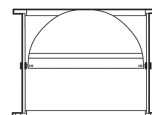
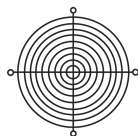
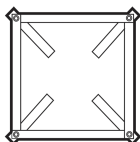
DESCRIPTION

- Pressed steel motor cover: pickled and phosphated surface, polyester powder coated and oven baked finish, colour grey, with hammered texture.
- Base: pickled and phosphated surface, polyester powder coated and oven baked finish with hammered texture, colour grey; inlet port: zinc-coated pressed steel.
- Single phase AC motor of external rotor type with thermal overload cutout and shaft turning in ball bearings, insulation class F, coupled to a centrifugal impeller with self-cleaning backward curved blades.
- Electrical connection by way of wiring box with thermoplastic cable gland.
- Galvanized steel eye lugs for transport and lifting/handling operations.
- Accident prevention and anti-bird grilles, consisting of electrically welded steel rings with epoxy powder coated finish, colour black.
- Steel safety wire for anchoring appliances once installed.
- Continuity of earth connection guaranteed by dedicated binding posts.
- Vortice speed controller.

CURVES



ACCESSORIES



TR-CU 70/100
(CONTROTELAIO
DI BASE U)
Code 22539

TR-B
100/150/180/210
6-8P (BOCC.
ASPIR.)
Code 22509

TR-G
100/150/180/210
6-8P(GRIGLI
APROT.)
Code 22507

TR-S
100/150/180/21
6-
8P(SERRANDA
GRA.)
Code 22542



PER INFORMAZIONI:

Servizio al Cliente: tel +39 02 90699395 premendo 1 dopo messaggio registrato (consulenza su prodotti e impianti)

Pre & Post Vendita: fax +39 02 90699302

Email prevendita: prevendita@vortice-italy.com